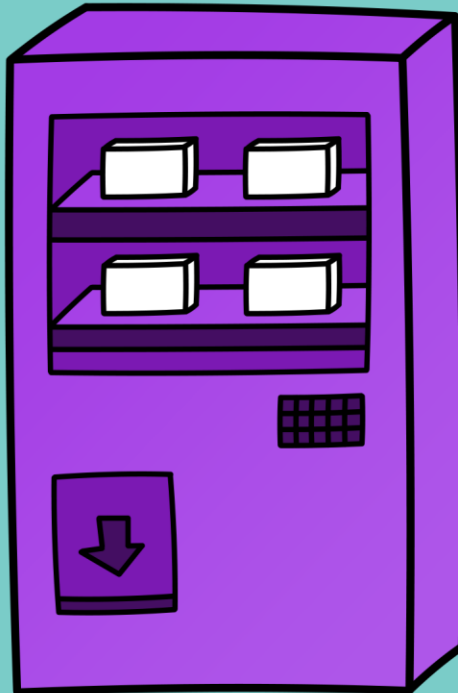


**VENDING MACHINES, HIV, &
MAIL-ORDER STI TESTING**



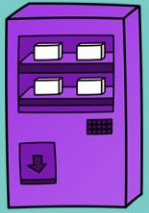
**Mark Roy McGrath, MPH
AIDS Healthcare Foundation**

Vending Machines and HIV



- Commercial sex venue (CSV) in Los Angeles County (LA County)
- High-risk population that “cruise” for anonymous sex
- AHF installed a vending machine to dispense HIV home test kits

Mail-In Testing and STIs



- Need for cost-effective anatomic site STI testing for high-risk MSM
- Cepheid GeneXpert “lab-in-a-box”
- AHF asked patients to mail-in self-collected dry swabs


Vending Machines and HIV



- Self-contained unit
- Remote monitoring
- Instructions posted



Mail-In Testing and STIs



- Dry swab collection guide
- Low-cost to mail, minimal packaging

LIST OF ITEMS

3 swabs in sealed containers 1 biohazard bag 1 self-addressed envelope

STEP 1: PREPARATION

Wash your hands Take the 3 sealed containers out of the biohazard bag

STEP 2: THROAT SWAB

Open the container labeled "T" and take out the swab Swab the back of your throat Place the used swab back in the container labeled "T" Close the container labeled "T" Place the container labeled "T" in the biohazard bag

STEP 3: RECTAL SWAB

Open the container labeled "R" and take out the swab Insert the swab one inch into your rectum and make two slow circles around the sides Place the used swab back in the container labeled "R" Close the container labeled "R" Place the container labeled "R" in the biohazard bag

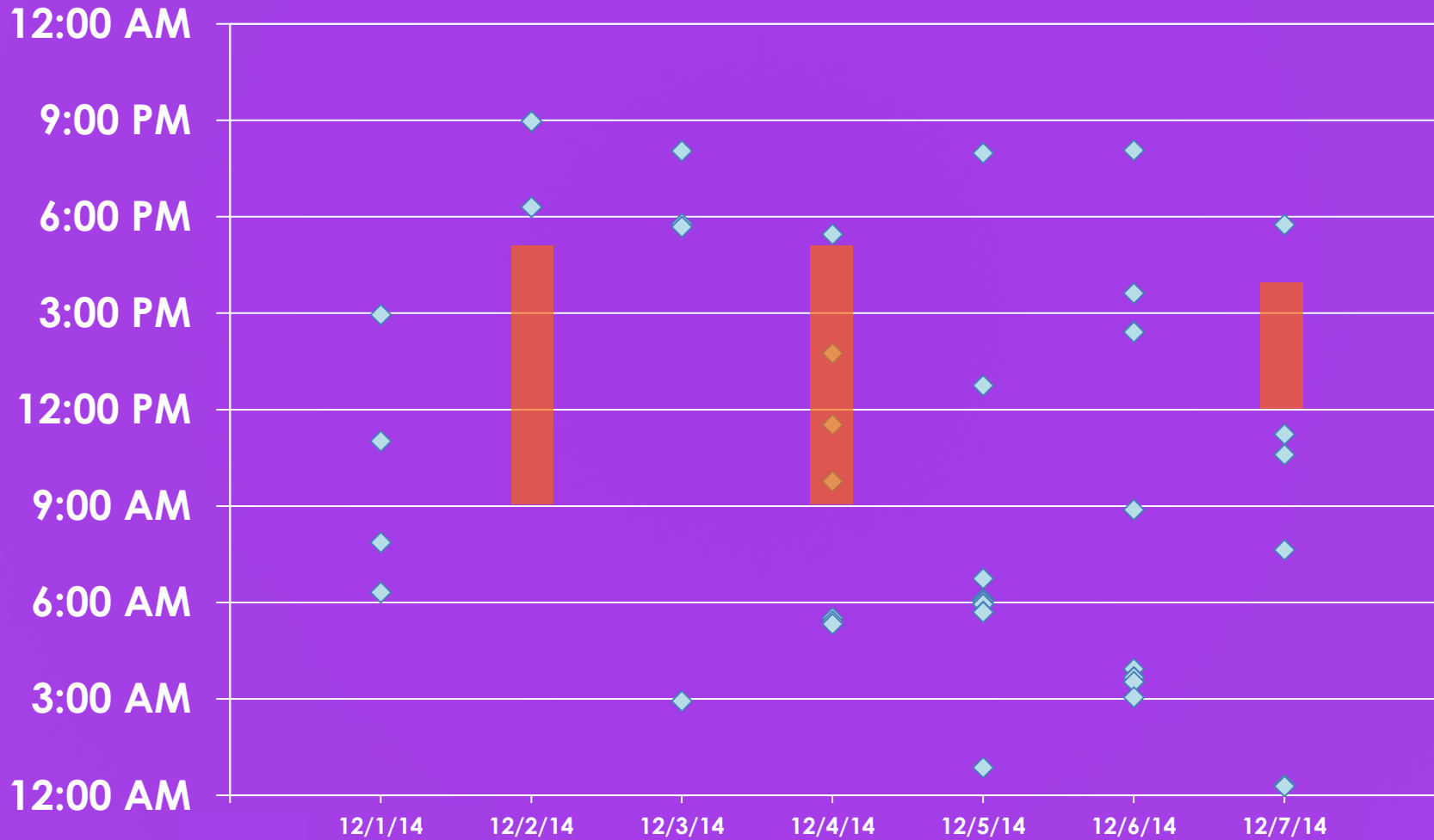

STEP 4: URETHRAL SWAB

Open the container labeled "U" and take out the swab Squeeze the head of your penis and swab the opening of the urethra in a circular motion (do not insert the swab) Place the used swab back in the container labeled "U" Close the container labeled "U" Place the container labeled "U" in the biohazard bag

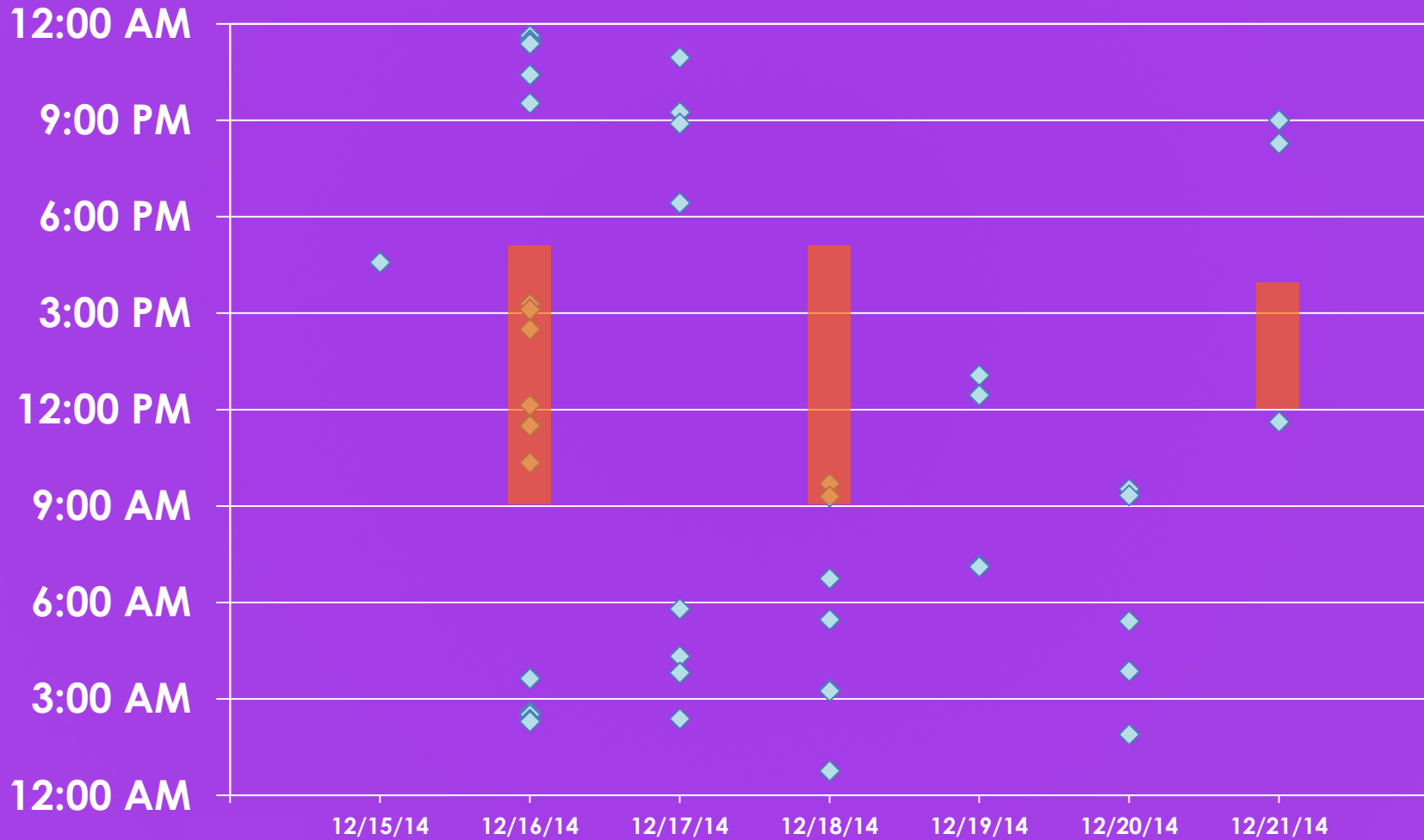

STEP 5: MAIL SPECIMENS

Seal the biohazard bag with the three containers Place the biohazard bag in the self-addressed envelope Seal the self-addressed envelope and place the envelope in the mail


Vending Machines and HIV



Vending Machines and HIV

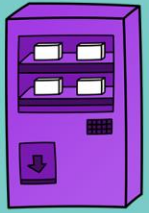


Vending Machines and HIV




- **Dates:** Jan. 2016 - Jun. 2016
- **Total test kits distributed:** 566
- **Total survey responses:** 34
- **Self-reported positives:** 10
- **Confirmed linked to care:** 1

Mail-In Testing and STIs




- Embargoed for the CDC STD Conference in Atlanta, GA
- Gordon K et al. (2016): Poster #THP 61

Conclusions



- Unique populations, such as high-risk MSM, require specialized interventions
- Social acceptability
- Acute and missed infections
- *Questions?*
mark.mcgrath@aidshealth.org

Special Thanks



- Lauren Natoli, BA (AHF)
- Sagar Amin, BS (AHF)
- Kristie Gordon, BA (UCLA)
- Rosalba Castro (AHF)
- Adam Carl Cohen, PhD, MPH (AHF)
- Jeffery Klausner MD, MPH (UCLA)

